

## LIMITED WARRANTY

Tactus Limited warrants to the end user that this product will be free from defects in materials and workmanship, in the course of normal use for a period of 12 months (1 year) from the date of purchase. This warranty covers breakdowns due to manufacturing or design faults.

The warranty is subject to the following provisions:

- The warranty does not cover accidental damage, wear and tear, or negligence;
- It must be solely used for domestic purposes;
- The warranty will be rendered invalid if the product is re-sold or is damaged through any adjustment, modification or repair not authorised by us;
- Specifications are subject to change without notice;
- The manufacturer disclaims any liability for the incidental or consequential damages.

The warranty is in addition to and does not diminish your statutory or legal right. Should you have a problem with your device please contact your supplier, or contact Customer Support at: [support@geo-computers.com](mailto:support@geo-computers.com).

Register to activate your warranty at:  
[geo-computers.com/warranty-activation](http://geo-computers.com/warranty-activation).

### Manufacturer Address:

Tactus Limited, Building 1, Olympic Park, Olympic Way, Warrington, Cheshire WA2 0YL.



AMD, the AMD arrow logo, Athlon, and combinations thereof, are trademarks of Advanced Micro Devices Inc. ©Tactus Ltd 2019. All rights reserved.  
©Microsoft Corporation. "GEO" and "GEO logos" are registered trademarks of Tactus Limited. Due to the company's policy of constant improvement and refinement, the company reserves the right to alter specification. All trademarks and copyrights are used for reference purposes only and are the property of their respective owners. [geo-computers.com](http://geo-computers.com)

## DECLARATIONS

### EU – Declaration of Conformity

GEO Computers declares that GeoBook4 complies with the essential requirements and other relevant provisions of Directive 1999/5/EC. A copy of the Declaration of Conformity is available on request.

GEO Computers, Building 1, Olympic Park, Olympic Way, Warrington, Cheshire WA2 0YL.

### Disclaimer

Tactus Limited makes no representation or warranties with respect to the content of this document and specifically disclaims any implied warranties of merchantability or fitness for any particular purpose. Furthermore, Tactus Limited reserves the right to revise this, or any other publication, and to occasionally make changes to the contents without the obligation of Tactus Limited to notify any person or organisation of such revision or changes.

### Disposal of Waste Electrical & Electronic Equipment (WEEE)

This symbol on the product or on its packaging indicates that this product should not be treated as household waste. Instead, it should be handed over to a suitable collection point for the recycling of electrical and electronic equipment.

By ensuring this product is disposed of correctly, you will help prevent potential negative consequences for the environment and human health, which could otherwise be caused by inappropriate waste handling of this product. The recycling of materials will help to conserve natural resources.

For more information about the recycling of this product, please contact your local council, your household waste disposal service, or the reseller you purchased this product from.

## SAFETY INFORMATION

### Battery and charger safety

To unplug a charger or an accessory, hold and pull the plug, not the cord. Unplug your charger when it is not in use. If your Device is left unused on standby, a fully charged battery will still lose charge over time.

Always keep the battery between 59°F and 77°F (15°C and 25°C) for optimal performance. Extreme temperatures reduce the capacity and lifetime of the battery. A GeoBook4 with a hot or cold battery may not work temporarily.

**Do not** dispose of batteries in a fire as they may explode. Obey local regulations and recycle when possible.

**Do not** dispose as household waste.

**Do not** dismantle, cut, crush, bend, puncture, or otherwise damage the battery in any way. If a battery leaks, do not let the liquid touch your skin or eyes. If this happens, immediately flush the affected areas with water and seek medical help.

**Do not** modify, attempt to insert foreign objects into the battery, or immerse or expose it to water or other liquids. Batteries may explode if damaged. Use the battery and charger for their intended purposes only. Improper use, or use of unapproved or incompatible batteries or chargers may present a risk of fire, explosion, or other hazards, and may invalidate any approval of warranty.

**Do not** charge your GeoBook4 during a lightning storm.

**Only** use the charger supplied.

**Never** use a damaged battery or charger.

# geo

GEOBOOK4

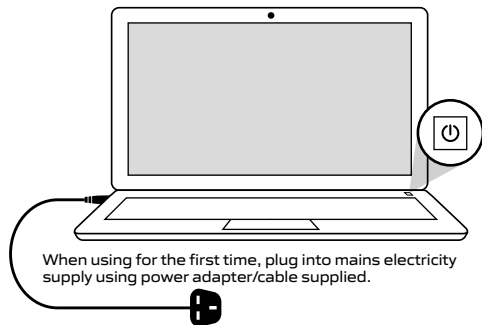
14.1" LAPTOP

Quick Start Guide

## WHAT YOU'LL FIND IN THE BOX

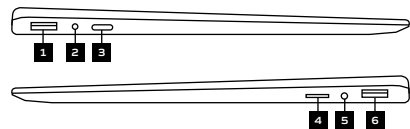
- GeoBook4
- Power adapter
- Quick start guide + 1 year warranty

## QUICK SET-UP



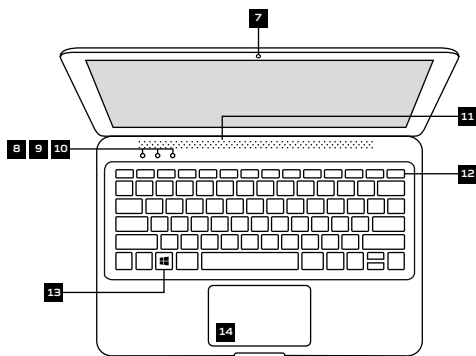
**Note:** Charge your device for **30 minutes** before using it without the power adapter for the first time.

## FEATURES



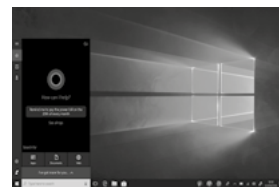
1. USB port	8. Power light
2. DC in power connector	9. Caps lock light
3. HDMI port	10. Number lock light
4. Micro SD card slot	11. Speaker
5. Headphones port	12. Power button On/Off
6. USB port	13. Windows® button (displays start menu)
7. Camera	14. Precision touchpad

**Note:** All pictures and illustrations are for reference only and may vary from the final product.




## GET TO KNOW YOUR WINDOWS 10 START SCREEN

Access your favourite Windows Store Apps, send/receive emails, browse the web, stream videos and view photos all from one central location.



### WINDOWS 10 ICONS



## GETTING STARTED

**Display the Start menu:** Select the Start button in the lower-left corner of the taskbar and easily find your favourite Apps, settings and files.

**Access Cortana:** Get things done with your very own digital assistant. To get started, type a question in the search box, or select the microphone icon and talk to Cortana.

**Search:** In the taskbar search box, begin typing the name of an App, setting, file or internet topic.

**Browse the web:** Microsoft Edge gives you new ways to find stuff, manage your tabs, read e-books and write on the web. To get going, select Microsoft Edge on the Windows taskbar.

**Shut down your computer:** Select the Start button, select the power icon, then select shut down.

**Note:** Windows features screen may vary from image shown above.



**Connect to a wireless network:** Select the network icon in the lower-right corner of the taskbar and select one of the available networks.



**Need more help?:** To access help topics, select the Start button, and then select the Get Started app.



**User Guides:** Visit [geo-computers.com/faqs](http://geo-computers.com/faqs) or [geo-computers.com/user-guides](http://geo-computers.com/user-guides) to get the latest information about your device.



**Contact:** Contact our support team at [geo-computers.com/support](http://geo-computers.com/support).

## TOUCHPAD GESTURES



Tap to select



Pinch to zoom in



Stretch to zoom out



Scroll up, down, left and right



Open Cortana



Open Action Center